



FELITRON

Mais que headset.

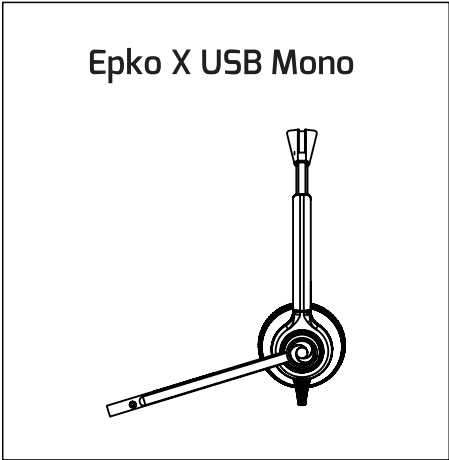
X line Epko X USB







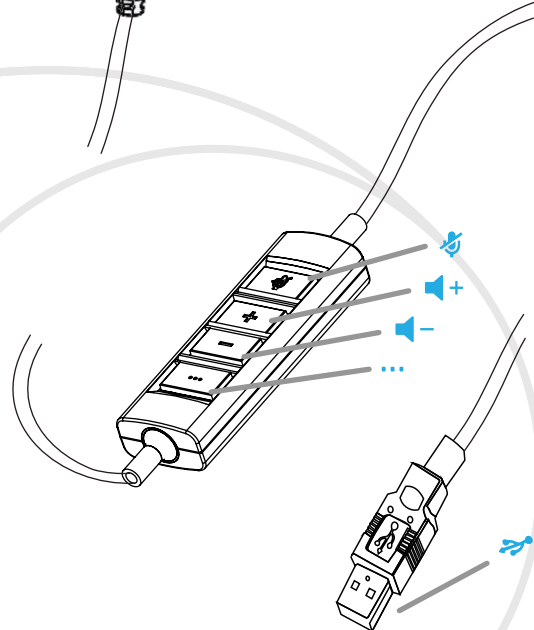
User Guide
04.2024 EN

Products Details

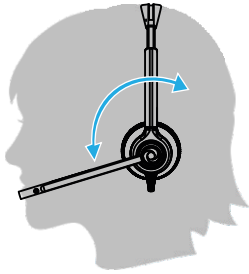
Stereo USB Epko X



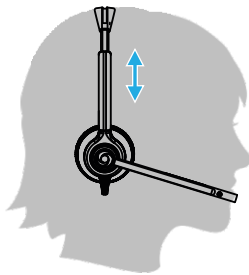
	Multifuntion Key <small>*Supported by Microsoft Teams and Skype for business</small>
	Volume
	Mute
	USB Connector



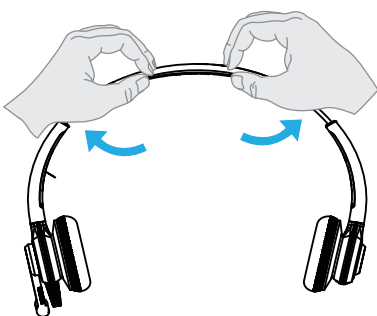
Adjust and Carry



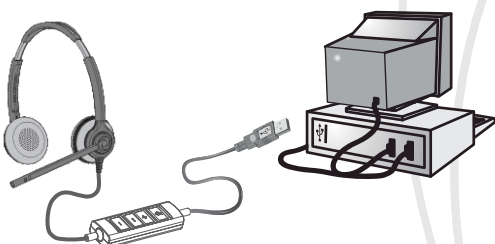
Position the microphone on the right or the left side by rotating the microphone boom. Place it directed towards your mouth.



Adjust the headband to a comfortable position and place the earphones in the center of your ears.



You can also adjust pressure of the headband. For music and videos it is advisable to have the headband tighter to improve audio volume and passive noise cancelling. For prolonged use in audio or video conferences, pressure can be reduced by opening the circumference of the headband as shown in the illustration.



Epko X USB does not require the installation of additional software or drivers. Plug the USB connector to one of the USB ports of the PC. The system will recognize the connection of your headset and from then on, all multimedia functions will be performed by the headset.

Characteristics

- Headset Weight - Monaural: 59 grams (without cable)
- Stereo: 77 grams (without cable)
- Technology - Voip Applications
- Microphone sensitivity -43 dBV (Speech Bandwidth)
- Microphone communication frequency range
- 100 Hz ~ 10 kHz
- Microphone Technology - Two noise-cancelling microphones
unidirectional and directional
- 28 mm Dynamic Mylar Receiver
- Sensitivity -90 dB (Maximum output 106 dB)
- Music frequency range - 20 Hz ~ 20 kHz
- Impedance - 32 ohms +/- 10% @ 1 KHz
- Volume, mute, and multifunction controls.

Compatibility

- Optimized for:
- Microsoft Teams;
 - Skype for Business.

Minimum Systems Required

- Windows 7, 8, 10, and 11;
- Pentium 2 (166 MHz) or equivalent;
- 10 MB of free space;
- 16 MB of RAM;
- USB Port.


Versions

Product	PN
Epko X USB Stereo	01181-0
Epko X USB-C Stereo	01182-4
Epko X USB Mono	01182-8
Epko X USB-C Mono	01182-9

Problem Solving

- If your computer does not recognize the USB connection, you should turn the computer off and then on again. If you have another computer available, try connecting to it and see if you encounter the same problem. If the problem persists, contact Felitron.

Warranty Certificate

- This Warranty covers defects in materials and product parts of commercial products manufactured, sold, or certified by FELITRON;
 - Warranty for this Headset against any malfunction is for the period of one (1) year from date of purchase;
 - Warranty repairs only covers the substitution of faulty parts, provided that normal usage conditions are verified;
 - Warranty is void if this Headset suffers damage through accidents, natural agents, normal wear and tear of parts, abusive usage, or in disagreement with the Instructions of the User Guide that accompanies the product;
 - Repair or Replacement of parts will be done only at authorized FELITRON Service Centers;
 - Proprietor will be responsible for the transportation of the product to a FELITRON Service Center.
- 

Assistance

Need Help?

www.felitron.com.br

R. Antônio das Chagas, 723

CEP: 04714-001

SAC: +55 (11) 4096 – 5001

Made in Brasil

CNPJ: 54.996.335/0001-30

faleconosco@felitron.com.br

